
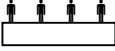
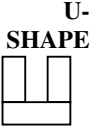




Conference Venues

VENUE	ROOM SIZE (in m ²)	L x W x H (in meters)	THEATRE 	CLASS 	U-SHAPE 	DINING 	RECEPTION 
CRYSTAL ROOM	221.4	20.50 x 10.80 x 2.95	200 – 250	100 – 120	60 – 80	180 - 200	250 - 300
PRE FUNCTION AREA	70.2	10.80 x 6.50 x 2.95					
BOARD ROOM 1&2	17.6	5.25 x 3.35 x 2.30	25	20	16		
MEETING ROOM	15.96	4.95 x 3.35 x 2.35			12		
EXECUTIVE MEETING ROOM	33.84	7.20 x 4.70 x 2.50			12		
EXECUTIVE BOARD ROOM	33.84	8.20 x 4.70 x 2.50	30	25	20		
BOARD ROOM 3	48.48	10.10 x 4.80 x 2.70	40	30	25		